

# CE 55-12 ▶ 12V 55AH

SMF VRLA RECHARGEABLE BATTERY



## APPLICATIONS

- UPS Systems
- Banks, Finance & Data centers
- Central Battery Systems
- Hospital & Laboratories
- Emergency Lighting
- Fire Alarm Safety & Security Systems

## COMPLIANCE

- ✓ Complies to JISC 8702
- ✓ Complies to IS15549
- ✓ Complies to IEC 60896-22

## QUALITY STANDARDS

Manufactured in best-in-class facility certified to

- ✓ ISO 9001: 2015
- ✓ ISO 14001: 2015
- ✓ OHSAS 45001: 2018

## TECHNICAL FEATURES

- Non-Spillable Sealed Construction
- Seal Lead Acid Battery
- AGM, ABS, Gas Recombination
- Venting System for low internal pressure
- Low Self-Discharge & High Power Output
- Heavy-Duty, Highly Optimized Grids
- Maintenance-Free Operation



## CHARACTERISTICS

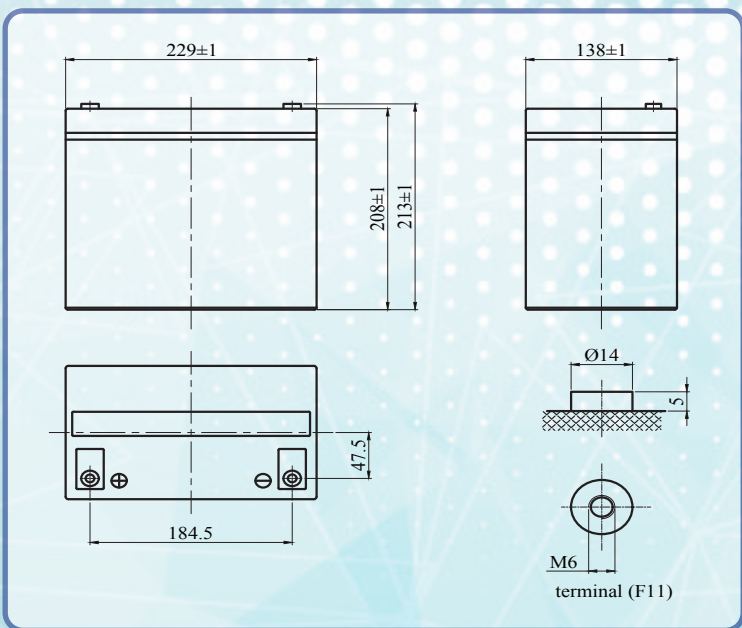
Nominal Voltage	12 V	
Capacity 27°C (80.6°F)	10 Hour rate	55.0Ah
	5 Hour rate	46.2Ah
	1 Hour rate	35.1Ah
Internal Resistance (25°C, 100% Charge)	< 10 mΩ	
Self Discharge (20°C)	1 Month	Remaining Capacity 97%
Operating Temperature	Discharge	-20°C - 60°C
	Charge	-10°C - 60°C
	Storage	-20°C - 60°C
Normal Operating Temperature	25°C ± 3°C	
Maximum Discharge current	550A (5sec)	
Maximum Charging current	16.5A	
Short Circuit Current	1400A	
Charge Methods Constant Voltage Charge 77°F (25°C) - Cycle use	14.4 to 14.7V	
	Temp. Compensation -30mV/°C	
Charge methods Constant Voltage Charge 77°F (25°C) - Standby Use	13.4 to 13.8V	
	Temp. Compensation -20mV/°C	
Design Life	10 Years	

### CONSTANT CURRENT DISCHARGE (Amperes) AT 25°C

End Cell Voltage (ECV)	DURATION								
	5min	10min	15min	30min	1h	3h	5h	10h	24h
1.60	175	129	99.4	59.2	35.10	14.6	9.82	5.65	2.45
1.65	165	124	95.4	57.4	34.20	14.2	9.57	5.62	2.43
1.70	155	115	90.6	55.6	33.30	13.9	9.40	5.58	2.41
1.75	145	106	85.8	53.8	32.50	13.6	9.23	5.54	2.40
1.80	134	99.8	79.5	51.9	31.70	13.3	9.06	5.50	2.38

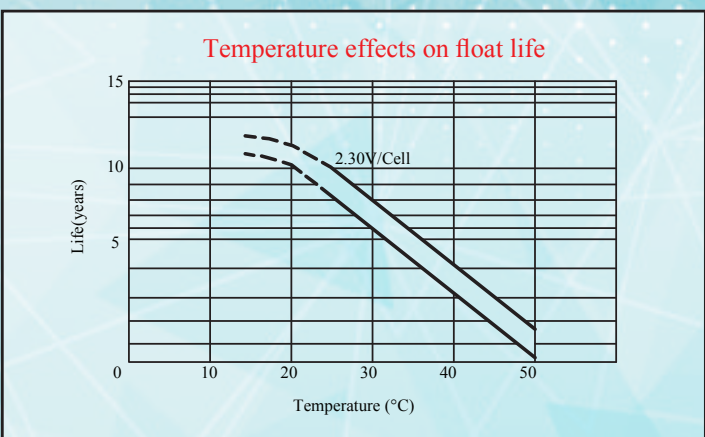
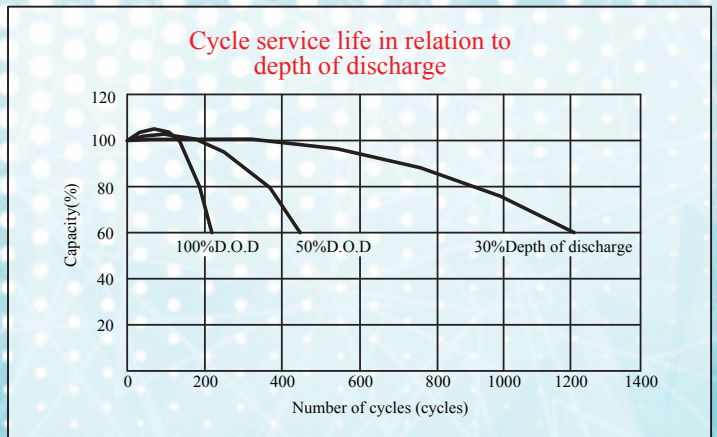
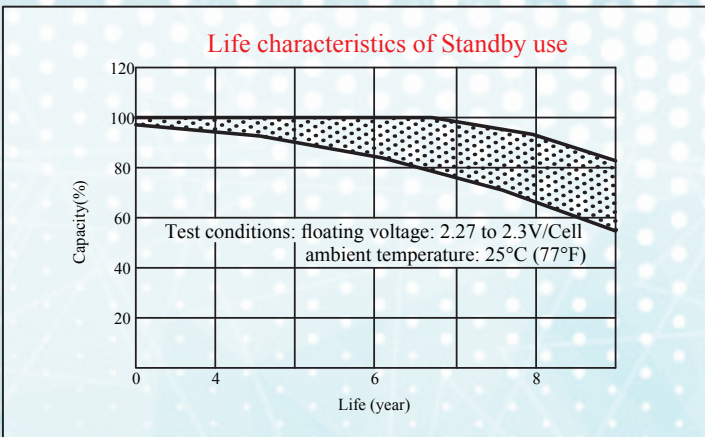
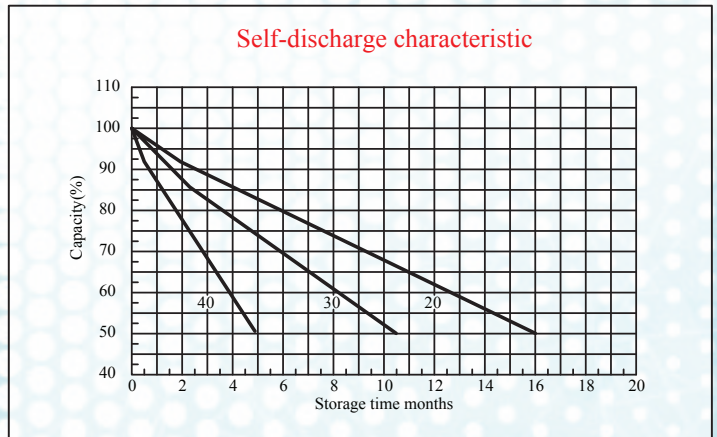
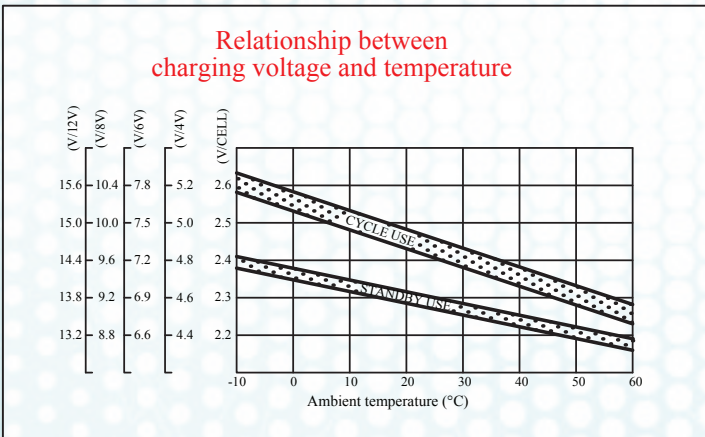
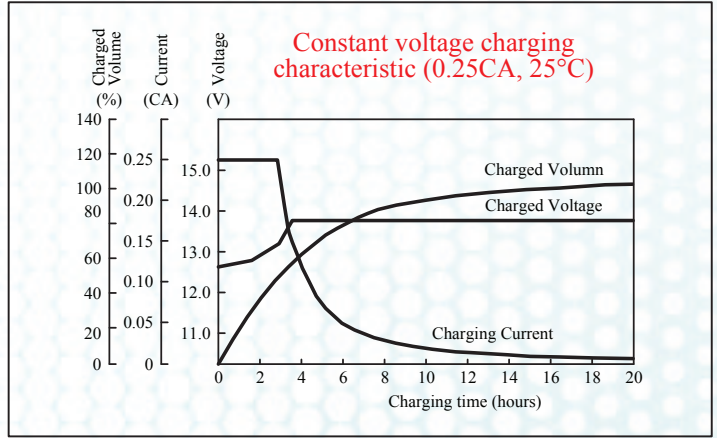
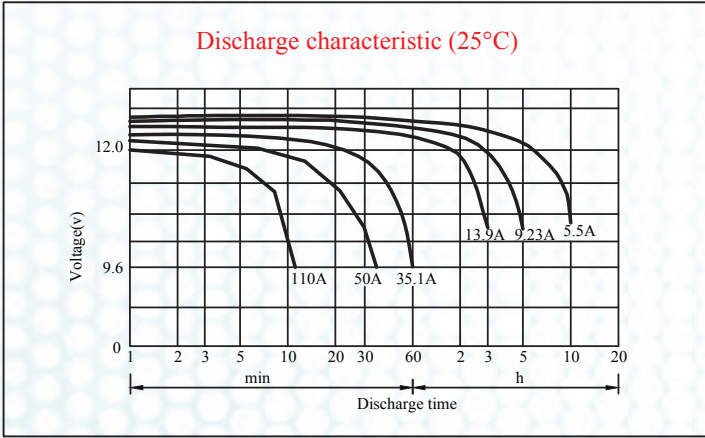
### CONSTANT POWER DISCHARGE (Watts) AT 25°C

End Cell Voltage (ECV)	DURATION								
	5min	10min	15min	30min	1h	3h	5h	10h	24h
1.60	318	229	182	111	68.90	29.1	18.8	10.9	5.06
1.65	300	225	177	109	67.30	28.5	18.6	10.8	4.95
1.70	381	213	169	107	65.80	27.9	18.2	10.6	4.85
1.75	261	200	162	105	64.30	27.3	18.0	10.4	4.76
1.80	248	186	154	104	64.00	26.7	17.9	10.2	4.66



## DIMENSION

Length	Width	Height	Total Height	Weight (kg)
229 mm	138 mm	208 mm	213 mm	18.0 ± 5%



**Authorized Distributor**