

CE 75-12 ▶ 12V 75AH

SMF VRLA RECHARGEABLE BATTERY



APPLICATIONS

- UPS Systems
- Banks, Finance & Data centers
- Central Battery Systems
- Hospital & Laboratories
- Emergency Lighting
- Fire Alarm Safety & Security Systems

COMPLIANCE

- ✓ Complies to JISC 8702
- ✓ Complies to IS15549
- ✓ Complies to IEC 60896-22

QUALITY STANDARDS

Manufactured in best-in-class facility certified to

- ✓ ISO 9001: 2015
- ✓ ISO 14001: 2015
- ✓ OHSAS 45001: 2018

TECHNICAL FEATURES

- Non-Spillable Sealed Construction
- Seal Lead Acid Battery
- AGM, ABS, Gas Recombination
- Venting System for low internal pressure
- Low Self-Discharge & High Power Output
- Heavy-Duty, Highly Optimized Grids
- Maintenance-Free Operation



CHARACTERISTICS

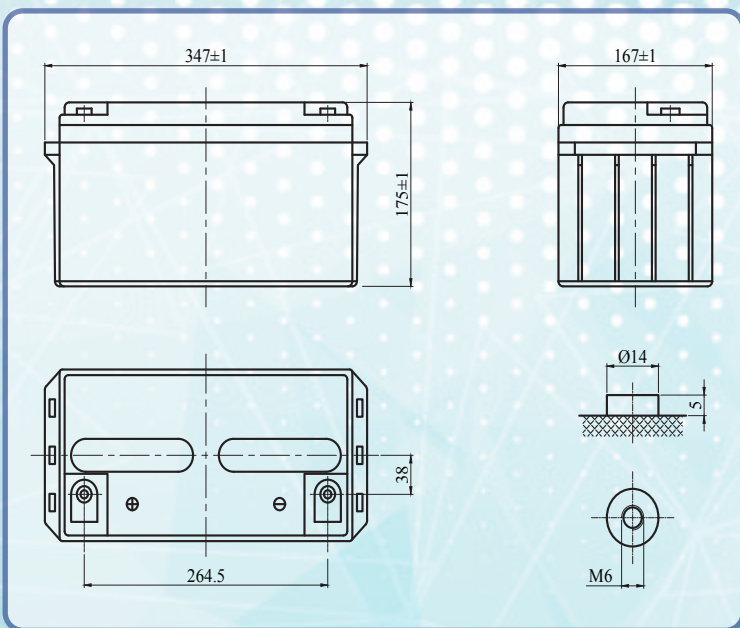
Nominal Voltage	12 V	
Capacity 25°C (77°F)	20 Hour rate	75Ah
	10 Hour rate	75Ah
	5 Hour rate	67.5Ah
Internal Resistance (25°C, 100% Charge)	< 9 m Ω	
Self Discharge (20°C)	1 Month	Remaining Capacity 97%
Operating Temperature	Discharge	-20°C - 60°C
	Charge	-10°C - 60°C
	Storage	-20°C - 60°C
Normal Operating Temperature	25°C ± 3°C	
Maximum Discharge current	700A (5sec)	
Maximum Charging current	22.5A	
Short Circuit Current	1800A	
Charge Methods Constant Voltage Charge 77°F (25°C) - Cycle use	14.4 to 14.7V	
	Temp. Compensation -30mV/°C	
Charge methods Constant Voltage Charge 77°F (25°C) - Standby Use	13.4 to 13.8V	
	Temp. Compensation -20mV/°C	
Design Life	10 Years	

CONSTANT CURRENT DISCHARGE (Amperes) AT 25°C

End Cell Voltage (ECV)	DURATION								
	5min	10min	15min	30min	1h	3h	5h	10h	24h
1.60	240	178	137	81.8	50.20	21.8	14.3	7.67	3.52
1.65	222	169	131	78.3	47.50	21.4	14.1	7.65	3.50
1.70	206	158	122	77.0	46.90	21.0	13.9	7.6	3.48
1.75	195	151	117	73.6	45.30	20.6	13.5	7.55	3.46
1.80	180	139	112	73.1	45.30	19.8	13.3	7.5	3.43

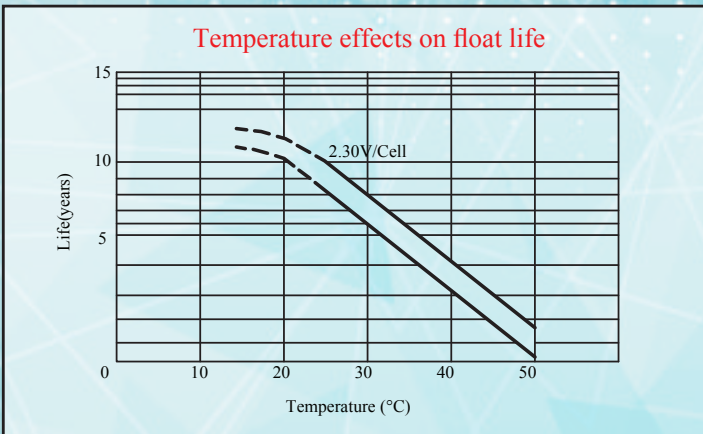
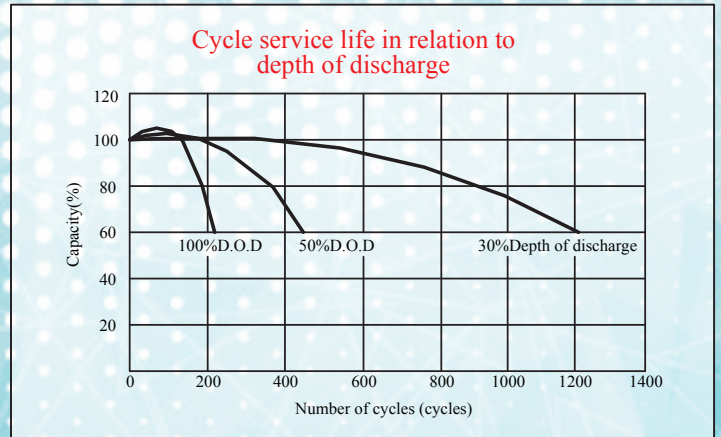
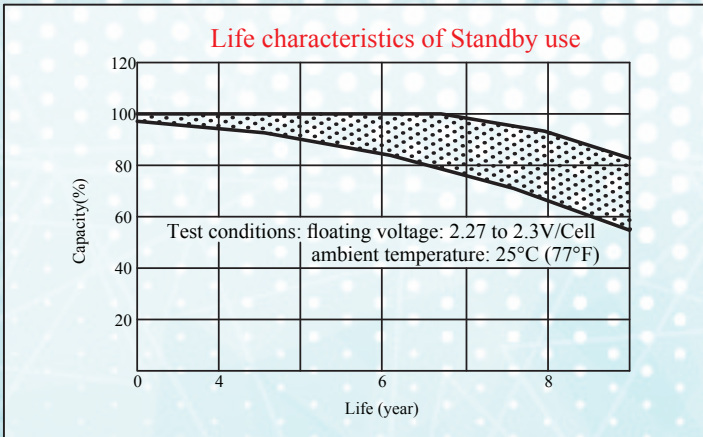
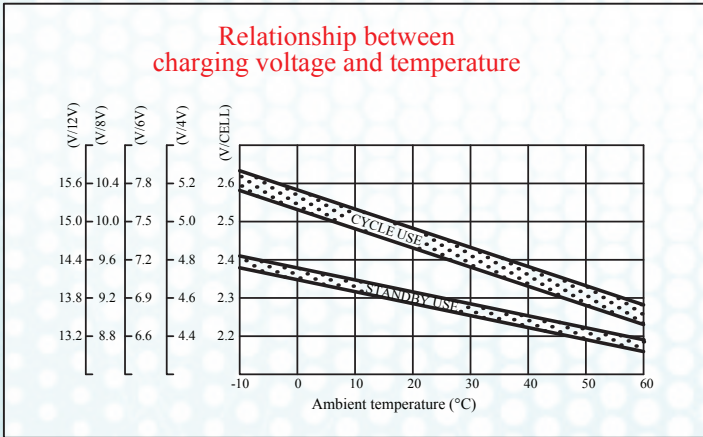
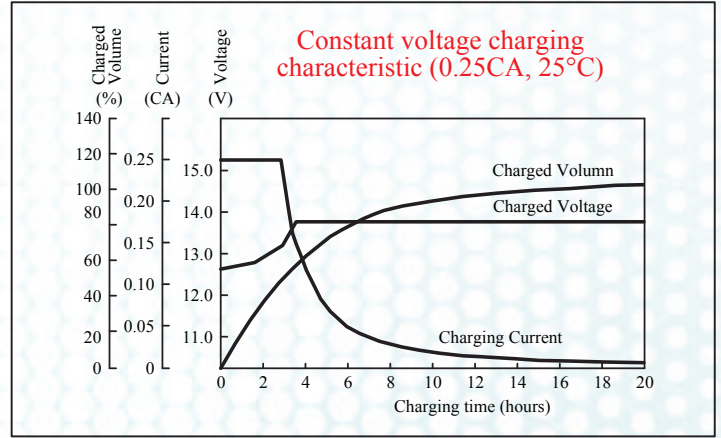
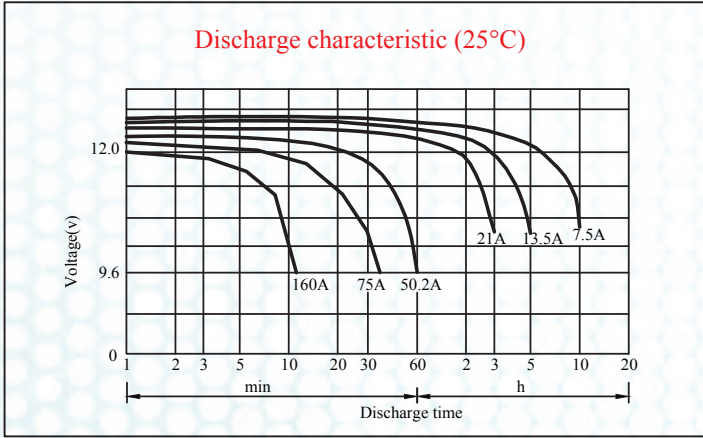
CONSTANT POWER DISCHARGE (Watts) AT 25°C

End Cell Voltage (ECV)	DURATION								
	5min	10min	15min	30min	1h	3h	5h	10h	24h
1.60	413	314	246	158.0	95.7	40.2	26.8	15.1	6.90
1.65	403	300	241	153	93.6	39.2	26.6	14.7	6.74
1.70	375	290	237	145	89.8	38.9	26.0	14.4	6.61
1.75	356	274	223	142	86.5	38.3	26.0	14.2	6.48
1.80	341	261	212	141	84.2	38.0	25.8	13.8	6.30



DIMENSION

Length	Width	Height	Total Height	Weight (kg)
347 mm	167 mm	175 mm	175 mm	22.5 ± 5%



Authorized Distributor